



# Plow Shoe Order Form

12006 Spaulding School Drive - Unit #105  
Plainfield, IL 60585 USA  
Phone: 815.609.5544  
[parts@waltpowleyinline.com](mailto:parts@waltpowleyinline.com)

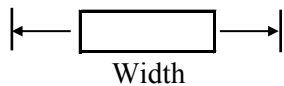
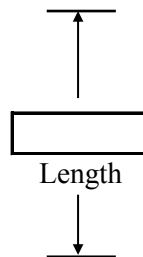

Date: \_\_\_\_\_  
Company: \_\_\_\_\_  
Contact: \_\_\_\_\_  
Phone #: \_\_\_\_\_  
Fax #: \_\_\_\_\_  
P.O. #: \_\_\_\_\_

- Bore Size - 1.25" (31.75 mm)
- Solid Steel Construction

**\* Please allow 3 - 4 weeks to manufacture.**

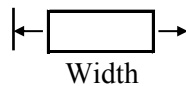
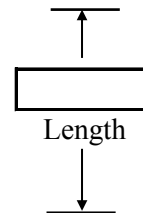
Quantity:

Left Hand



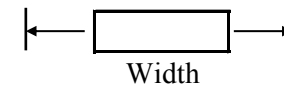
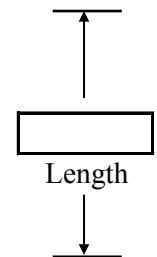
Quantity:

Center Post



Quantity:

Right Hand



\* Note: Length measurement is from Post to end of shoe.